

TECHNICAL DETAILS

OPERATING CONDITIONS

MAXIMUM SPEED 4.0 m/sec
 TEMPERATURE RANGE -45°C + 110°C

12.0 ft/sec
 -50°F + 230°F

SURFACE ROUGHNESS

DYNAMIC SEALING FACE $\varnothing d_1$ 0.1 ÷ 0.4 4 max
 STATIC SEALING FACE $\varnothing D_1$ $\varnothing D_2$ 1.6 max 10 max
 STATIC HOUSING FACES L_1 3.2 max 16 max

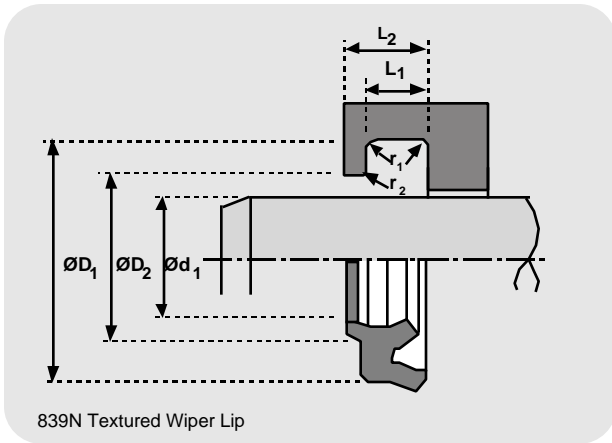
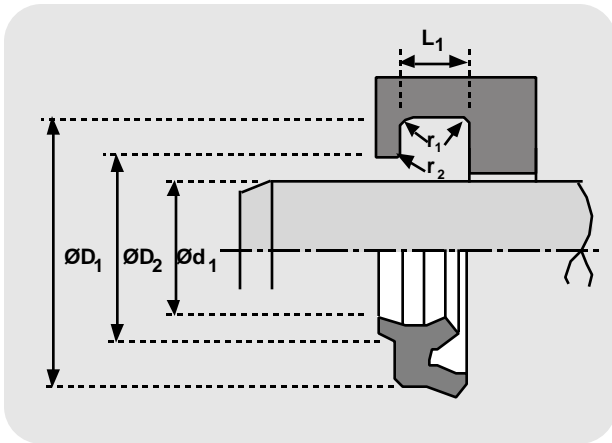
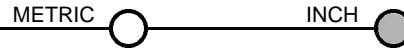
μinCLA μinRMS
 4 ÷ 16 5 ÷ 18
 63 max 70 max
 125 max 140 max

RADII

ROD DIAMETER $\varnothing d_1$ mm 90 > 90
 MAX FILLET RAD r_1 mm 0.2 0.4
 MAX FILLET RAD r_2 mm 0.4 0.4

TOLERANCES

839 mm $\varnothing d_1$ $\varnothing D_1$ $\varnothing D_2$ L_1
 f9 H11 H11 +0.2 -0
 839N mm f9 +0-0.2 ±0.1 +0.4 -0



839N Textured Wiper Lip

DESIGN

The Hallite 839 wiper is precision moulded in Hallite's high performance polyurethane - Hythane 181 for maximum wear resistance, and is designed to exclude dirt and moisture from entering the cylinder and to collect traces of fluid passing the rod seal.

Opposite the wiper lip are two sealing lips accurately produced and proportioned to provide the secondary sealing function. To obtain stability and improve the seal the outside diameter is in interference with the housing.

The Hallite 839N wiper is designed to suit popular Asian housings and has a textured wiping lip for improved performance.


FEATURES

- TWIN LIP ENSURES DRIER SEALING SYSTEM.
- HARD WEARING MATERIAL FOR LONG LIFE

NB:

Part numbers suffixed by "‡" indicate housing sizes to meet ISO 6195C.

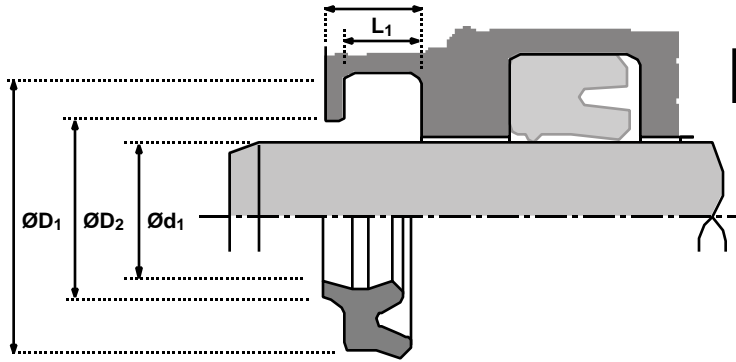
A vent between the seal and the wiper is recommended to avoid a pressure trap.


839/839N

Wipers

839

metric

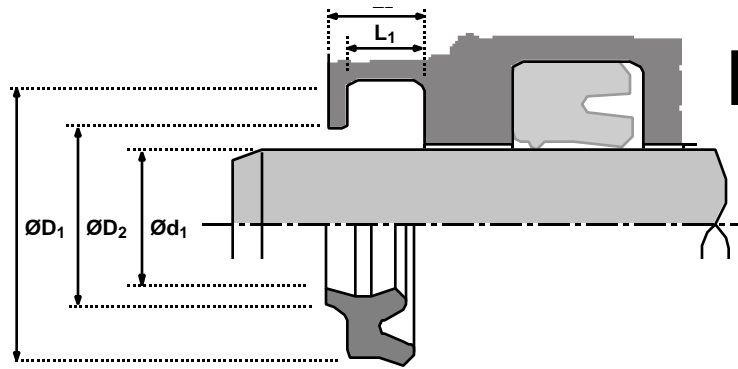


$\text{Ø}d_1$	TOL f9	$\text{Ø}D_1$	TOL H11	$\text{Ø}D_2$	TOL H11	L_1 +0.2 - 0	L_2	PART No.
12	-0.016 -0.059	18.0	+0.11 +0.00	14.5	+0.11 +0.00	4.0	7.0	4436800‡
14	-0.016 -0.059	20.0	+0.13 +0.00	16.5	+0.11 +0.00	4.0	7.0	4436900‡
18	-0.016 -0.059	24.0	+0.13 +0.00	20.5	+0.13 +0.00	4.0	7.0	4437000‡
20	-0.020 -0.072	26.0	+0.13 +0.00	22.5	+0.13 +0.00	4.0	6.0	4415000‡
22	-0.020 -0.072	28.0	+0.13 +0.00	24.5	+0.13 +0.00	4.0	7.0	4437100‡
28	-0.020 -0.072	36.0	+0.16 +0.00	31.0	+0.16 +0.00	5.0	8.0	4437200‡
30	-0.020 -0.072	38.0	+0.16 +0.00	33.0	+0.16 +0.00	5.0	8.0	4519200
32	-0.025 -0.087	40.0	+0.16 +0.00	35.0	+0.16 +0.00	5.0	8.0	4594000‡
36	-0.025 -0.087	44.0	+0.16 +0.00	39.0	+0.16 +0.00	5.0	8.0	4437300‡
40	-0.025 -0.087	48.0	+0.16 +0.00	43.0	+0.16 +0.00	5.0	8.0	4591600‡
45	-0.025 -0.087	53.0	+0.19 +0.00	48.0	+0.16 +0.00	5.0	8.0	4437400‡
50	-0.025 -0.087	58.0	+0.19 +0.00	53.0	+0.19 +0.00	5.0	8.0	4584400‡
55	-0.030 -0.104	65.0	+0.19 +0.00	58.0	+0.19 +0.00	6.0	9.7	4575200
56	-0.030 -0.104	66.0	+0.19 +0.00	59.0	+0.19 +0.00	6.0	9.7	4437500‡
65	-0.030 -0.104	75.0	+0.19 +0.00	68.0	+0.19 +0.00	6.0	9.7	4575300
70	-0.030 -0.104	80.0	+0.19 +0.00	73.0	+0.19 +0.00	6.0	9.7	4437600‡
90	-0.036 -0.123	100.0	+0.22 +0.00	93.0	+0.22 +0.00	6.0	9.7	4437700‡
110	-0.036 -0.123	125.0	+0.25 +0.00	114.0	+0.22 +0.00	8.5	13.0	4437800‡
140	-0.043 -0.143	155.0	+0.25 +0.00	144.0	+0.25 +0.00	8.5	13.0	4437900‡
180	-0.043 -0.143	196.0	+0.29 +0.00	184.0	+0.29 +0.00	9.5	14.0	4595600

Wipers

839N

metric

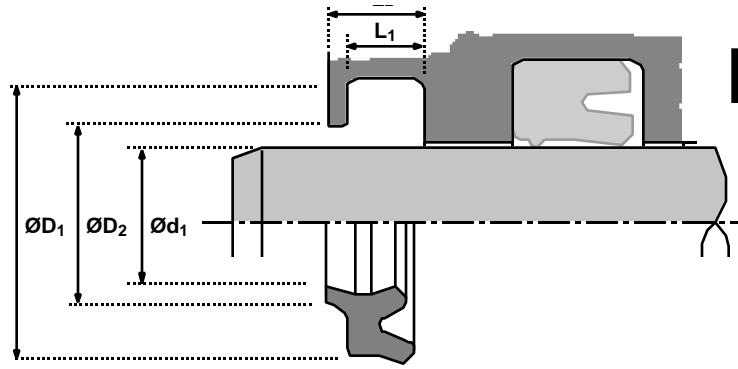


$\varnothing d_1$	TOL f9	$\varnothing D_1$ +0 -0.2	TOL +0 -0.2	$\varnothing D_2$ ± 0.1	TOL ± 0.1	L_1 +0.4 - 0	L_2	PART No.
14	-0.016 -0.059	22.0		18.3		4.8	7.0	4632000
16	-0.016 -0.059	24.0		20.3		4.8	7.0	4632100
18	-0.016 -0.059	26.0		22.3		4.8	7.0	4630800
20	-0.020 -0.072	28.0		24.3		4.8	7.0	4630900
22.4	-0.020 -0.072	30.4		26.7		4.8	7.0	4630100
25	-0.020 -0.072	33.0		29.3		4.8	7.0	4631000
28	-0.020 -0.072	36.0		32.3		4.8	7.0	4631100
30	-0.020 -0.072	38.0		34.0		5.8	8.0	4630200
31.5	-0.025 -0.072	39.5		35.5		5.8	8.0	4632200
32	-0.025 -0.072	40.0		36.0		5.8	8.0	4632300
35	-0.025 -0.087	43.0		39.0		5.8	8.0	4630300
35.5	-0.025 -0.087	43.5		39.5		5.8	8.0	4630400
38	-0.025 -0.087	46.0		42.0		5.8	8.0	4632400
40	-0.025 -0.087	48.0		44.0		5.8	8.0	4630500
45	-0.025 -0.087	53.0		49.0		5.8	8.0	4630600
50	-0.025 -0.087	58.0		54.0		5.8	8.0	4630000
53	-0.030 -0.104	61.0		57.0		5.8	8.0	4632500
55	-0.030 -0.104	63.0		58.0		5.8	8.0	4630700
56	-0.030 -0.104	64.0		60.0		5.8	8.0	4632600
60	-0.030 -0.104	68.0		64.0		5.8	8.0	4631200
63	-0.030 -0.104	71.0		67.0		5.8	8.0	4632700

Wipers

839N

metric



$\varnothing d_1$	TOL f9	$\varnothing D_1$	TOL +0 -0.2	$\varnothing D_2$	TOL ± 0.1	L_1 +0.4 - 0	L_2	PART No.
65	-0.030 -0.104	73.0		69.0		5.8	8.0	4631300
70	-0.030 -0.104	80.0		75.0		6.8	10.0	4631400
75	-0.030 -0.104	85.0		80.0		6.8	10.0	4631500
80	-0.030 -0.104	90.0		85.0		6.8	10.0	4631600
90	-0.036 -0.123	100.0		95.0		6.8	10.0	4631700
95	-0.036 -0.123	105.0		100.0		6.8	10.0	4631900
100	-0.036 -0.123	110.0		105.0		6.8	10.0	4631800
110	-0.036 -0.123	120.0		115.0		6.8	10.0	4633000
112	-0.036 -0.123	122.0		117.0		6.8	10.0	4633100
120	-0.036 -0.123	130.0		125.0		6.8	10.0	4633700
125	-0.043 -0.143	138.0		132.0		7.8	11.0	4633200
130	-0.043 -0.143	143.0		137.0		7.8	11.0	4633800
136	-0.043 -0.143	149.0		143.0		7.8	11.0	4633300
140	-0.043 -0.143	153.0		147.0		7.8	11.0	4633400
145	-0.043 -0.143	158.0		152.0		7.8	11.0	4633500
150	-0.043 -0.143	163.0		157.0		7.8	11.0	4633900
160	-0.043 -0.143	174.0		167.0		7.8	11.0	4633600