

Design


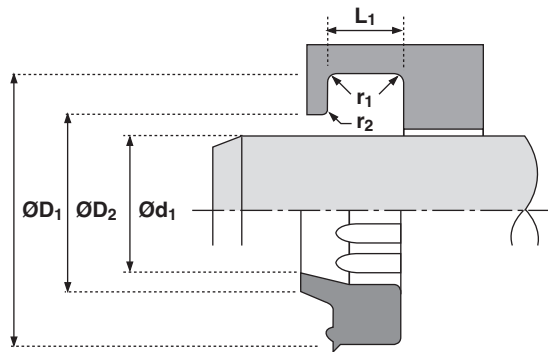
The Hallite 831 wiper is designed to snap into a standard housing and provide reliable medium duty dirt exclusion. The proportions of the precision trimmed wiping lip ensure that it remains in contact with the rod surface to remove all deposits of mud and other forms of contamination except for those found in heavy duty industrial applications.

The outside diameter of the seal incorporates a 'crush lip' to provide interference fit with the housing and a 'face bead' to ensure that the crush lip is not trapped in the corner of the housing. The inside diameter of the seal is provided with ribs to prevent the possibility of blow-out due to pressure trapping of the main rod seal.

The Hallite 831 is precision moulded in polyurethane for maximum wear resistance and is interchangeable with many common European wiper styles.

Features

- Precision trimmed sealing lip
- 'Crush Lip' and 'Face Bead' provide effective seal on housing
- Low wear
- Long life
- Cost effective
- Pressure relief ribs



Technical details

Operating conditions

Maximum Speed	4.0 m/sec
Temperature Range	-45°C +110°C

Surface roughness

	µmRa	µmRt
Dynamic Sealing Face ØD ₁	0.1 < > 0.4	4 max
Static Sealing Face Ød ₁	1.6 max	10 max
Static Housing Faces L ₁	3.2 max	16 max

Radii

Rod Diameter Ød ₁	≤ 90	> 90
Max Fillet Rad r ₁ mm	0.2	0.4
Max Fillet Rad r ₂ mm	0.4	0.4

Tolerances

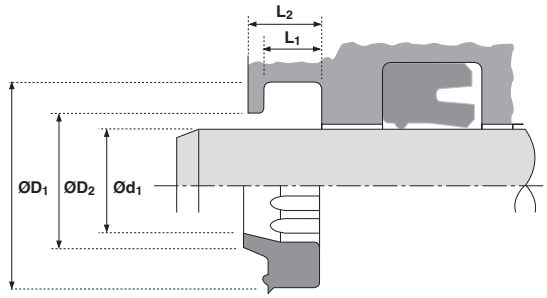
mm	Ød ₁ f9	ØD ₁ H11	ØD ₂ H11	L ₁ +0.2 -0
----	-----------------------	------------------------	------------------------	---------------------------

Inch

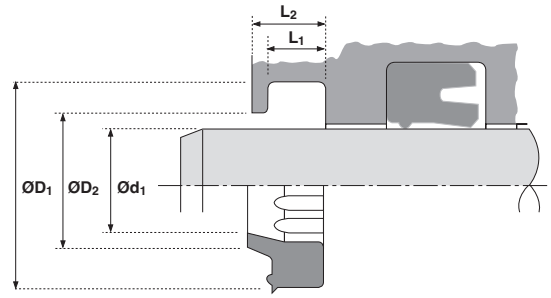
12.0 ft/sec
-50°F +230°F

µinCLA	µinRMS
4 < > 16	5 < > 18
63 max	70 max
125 max	140 max





Ød ₁	TOL f9	ØD ₁	TOL H11	ØD ₂	TOL H11	L ₁ +0.2 - 0	L ₂	PART No.
12	-0.016 -0.059	18.6	+0.13 +0.00	15.0	+0.11 +0.00	3.8	5.3	4565800
14	-0.016 -0.059	20.6	+0.13 +0.00	17.0	+0.11 +0.00	3.8	5.3	4580000
16	-0.016 -0.059	22.6	+0.13 +0.00	19.0	+0.13 +0.00	3.8	5.3	4830600
16	-0.016 -0.059	24.6	+0.13 +0.00	19.0	+0.13 +0.00	5.3	7.0	4703800
18	-0.016 -0.059	24.6	+0.13 +0.00	21.0	+0.13 +0.00	3.8	5.3	4580100
18	-0.016 -0.059	26.6	+0.13 +0.00	21.0	+0.13 +0.00	5.3	7.0	4703900
20	-0.020 -0.072	28.6	+0.13 +0.00	23.0	+0.13 +0.00	5.3	7.0	4530600
22	-0.020 -0.072	30.6	+0.16 +0.00	25.0	+0.13 +0.00	5.3	7.0	4530700
25	-0.020 -0.072	33.6	+0.16 +0.00	28.0	+0.13 +0.00	5.3	7.0	4530800
28	-0.020 -0.072	36.6	+0.16 +0.00	31.0	+0.16 +0.00	5.3	7.0	4565900
30	-0.020 -0.072	38.6	+0.16 +0.00	33.0	+0.16 +0.00	5.3	7.0	4530900
32	-0.025 -0.087	40.6	+0.16 +0.00	35.0	+0.16 +0.00	5.3	7.0	4534500
35	-0.025 -0.087	43.6	+0.16 +0.00	38.0	+0.16 +0.00	5.3	7.0	4531000
36	-0.025 -0.087	44.6	+0.16 +0.00	39.0	+0.16 +0.00	5.3	7.0	4580200
38	-0.025 -0.087	46.6	+0.16 +0.00	41.0	+0.16 +0.00	5.3	7.0	4788300
40	-0.025 -0.087	48.6	+0.16 +0.00	43.0	+0.16 +0.00	5.3	7.0	4531100
42	-0.025 -0.087	50.6	+0.16 +0.00	45.0	+0.16 +0.00	5.3	7.0	4788400
45	-0.025 -0.087	53.6	+0.19 +0.00	48.0	+0.16 +0.00	5.3	7.0	4533800
45	-0.025 -0.087	55.6	+0.19 +0.00	48.0	+0.16 +0.00	5.3	7.0	4531200
47	-0.025 -0.087	55.6	+0.19 +0.00	50.0	+0.16 +0.00	5.3	7.0	4778100
50	-0.025 -0.087	58.6	+0.19 +0.00	53.0	+0.19 +0.00	5.3	7.0	4533900
50	-0.025 -0.087	60.6	+0.19 +0.00	53.0	+0.19 +0.00	5.3	7.0	4531300
55	-0.030 -0.104	63.6	+0.19 +0.00	58.0	+0.19 +0.00	5.3	7.0	4534000



Ød ₁	TOL f9	ØD ₁	TOL H11	ØD ₂	TOL H11	L ₁ +0.2 - 0	L ₂	PART No.
55	-0.030 -0.104	65.6	+0.19 +0.00	58.0	+0.19 +0.00	5.3	7.0	4531400
56	-0.030 -0.104	64.6	+0.19 +0.00	59.0	+0.19 +0.00	5.3	7.0	4566000
56	-0.030 -0.104	66.6	+0.19 +0.00	59.0	+0.19 +0.00	5.3	7.0	4704000
60	-0.030 -0.104	68.6	+0.19 +0.00	63.0	+0.19 +0.00	5.3	7.0	4534100
60	-0.030 -0.104	70.6	+0.19 +0.00	63.0	+0.19 +0.00	5.3	7.0	4531500
63	-0.030 -0.104	73.6	+0.19 +0.00	66.0	+0.19 +0.00	5.3	7.0	4824400
70	-0.030 -0.104	78.6	+0.19 +0.00	73.0	+0.19 +0.00	5.3	7.0	4534200
70	-0.030 -0.104	80.6	+0.22 +0.00	73.0	+0.19 +0.00	5.3	7.0	4531600
80	-0.030 -0.104	88.6	+0.22 +0.00	83.0	+0.22 +0.00	5.3	7.0	4534300
80	-0.030 -0.104	92.2	+0.22 +0.00	86.0	+0.22 +0.00	7.1	12.0	4531700
85	-0.036 -0.123	93.6	+0.22 +0.00	88.0	+0.22 +0.00	5.3	7.0	4534400
85	-0.036 -0.123	97.2	+0.22 +0.00	91.0	+0.22 +0.00	7.1	12.0	4531800
90	-0.036 -0.123	102.2	+0.22 +0.00	96.0	+0.22 +0.00	7.1	12.0	4531900
100	-0.036 -0.123	112.2	+0.22 +0.00	106.0	+0.22 +0.00	7.1	12.0	4532000
110	-0.036 -0.123	122.2	+0.25 +0.00	116.0	+0.22 +0.00	7.1	12.0	4538200
135	-0.043 -0.143	147.2	+0.25 +0.00	141.0	+0.25 +0.00	7.1	12.0	4538100



Seal & Design
Corporate Headquarters
Ph: (716)-759-3344
Info@SealAndDesign.com
www.SealAndDesign.com