



## LCP profile data

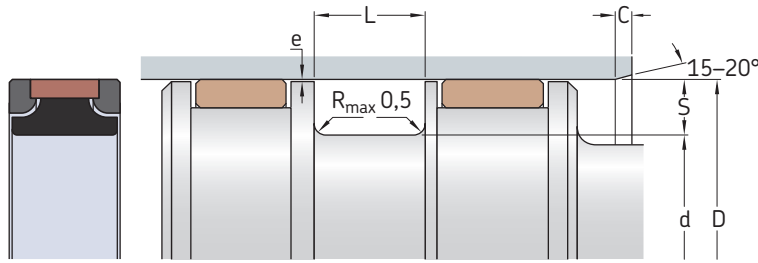


<b>Material codes</b>	Slide ring: 741 Energizer: A-8501 Anti-extrusion rings: P-2506
<b>Pressure</b>	Up to 690 bar (10 000 psi)
<b>Speed</b>	Up to 1,5 m/s (4.9 ft/s)
<b>Temperature range</b>	<div style="display: flex; align-items: center;"> <div style="margin-left: 10px;"> <p>110 120 130 [°C]</p> <p>230 250 265 [°F]</p> </div> </div> <ul style="list-style-type: none"> <li><span style="color: blue;">■</span> Extreme low temperature range: may be intermittently exposed (e.g. cold start-up) without seal damage, but seal performance may be compromised while in this range</li> <li><span style="color: gray;">■</span> Temperatures below the recommended operating range: seal performance depends on system design (precision guiding arrangement recommended)</li> <li><span style="color: green;">■</span> <b>Recommended operating temperature range for this profile and material</b></li> <li><span style="color: yellow;">■</span> Temperatures above the recommended operating range: acceptable only with reduced pressure and/or speed</li> <li><span style="color: red;">■</span> Extreme high temperature range: only occasional short-term exposure</li> </ul>
<b>Dimension standards</b>	Some metric sizes fit seal housings in accordance with ISO 5597.

Maximum values of application parameters (e.g. pressure, speed, temperature, e-gap) should not be applied continuously nor simultaneously.

## LCP profile piston seals, metric sizes

D 25 – 200 mm



### Maximum extrusion gap e

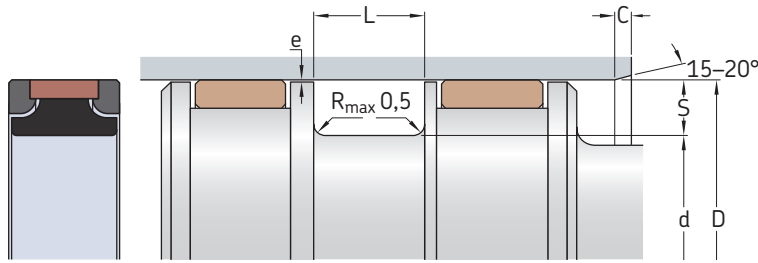
Radial depth S	$e_{max}$ at 80 °C (175 °F) for pressures			
	160 bar	250 bar	400 bar	690 bar
mm	mm			
5	0,7	0,45	0,25	0,15
6,15	0,7	0,45	0,25	0,15
7,5	1	0,65	0,4	0,2
9,25	1,4	0,9	0,55	0,25
10	1,4	0,9	0,55	0,25

Dimensions					Designation
D	d	L	S	C	
H9	h9	+0,2		min.	
mm					-
25	15	8	5	4	• LCP-25x15x8-ND1
32	22	8	5	4	• LCP-32x22x8-ND1
40	30	8	5	4	• LCP-40x30x8-ND1
50	40	8	5	4	• LCP-50x40x8-ND1
60	50	8	5	4	LCP-60x50x8-ND1
80	65	12,5	7,5	5	• LCP-80x65x12.5-ND1
90	75	12,5	7,5	5	LCP-90x75x12.5-ND1
100	85	12,5	7,5	5	• LCP-100x85x12.5-ND1
110	95	12,5	7,5	5	LCP-110x95x12.5-ND1
	97,7	14,7	6,15	5	LCP-110x97.7x14.7-ND1
120	105	12,5	7,5	6,5	LCP-120x105x12.5-ND1
125	110	12,5	7,5	6,5	LCP-125x110x12.5-ND1
140	121,5	19	9,25	6,5	LCP-140x121.5x19-ND1
	125	12,5	7,5	6,5	LCP-140x125x12.5-ND1
150	135	12,5	7,5	6,5	LCP-150x135x12.5-ND1
160	141,5	19	9,25	6,5	LCP-160x141.5x19-ND1
	145	12,5	7,5	6,5	LCP-160x145x12.5-ND1
170	155	12,5	7,5	6,5	LCP-170x155x12.5-ND1
180	165	12,5	7,5	6,5	LCP-180x165x12.5-ND1
200	180	16	10	6,5	LCP-200x180x16-ND1
	181,5	19	9,25	6,5	LCP-200x181.5x19-ND1

• Seal housing dimensions in accordance with ISO 5597

## LCP profile piston seals, metric sizes

D 250 – 290 mm



### Maximum extrusion gap e

Radial depth S	$e_{max}$ at 80 °C (175 °F) for pressures			
	160 bar	250 bar	400 bar	690 bar
mm	mm			
5	0,7	0,45	0,25	0,15
6,15	0,7	0,45	0,25	0,15
7,5	1	0,65	0,4	0,2
9,25	1,4	0,9	0,55	0,25
10	1,4	0,9	0,55	0,25

### Dimensions

D	d	L	S	C
H9	h9	+0,2		min.
mm				

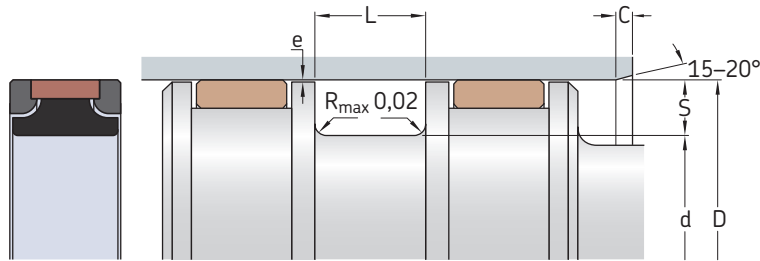
### Designation

250	230	16	10	6,5	LCP-250x230x16-ND1
290	270	16	10	7,5	LCP-290x270x16-ND1

Other sizes are available on request

## LCP profile piston seals, inch sizes

D 3 – 16 in.



### Maximum extrusion gap e

Radial depth	Series	$e_{max}$ at 80 °C (175 °F) for pressures			
S		2 300 psi	3 600 psi	5 800 psi	10 000 psi

in.      -      in.

<b>0.187</b>	LCP3	0.026	0.017	0.01	0.006
<b>0.24</b>	LCP4	0.04	0.025	0.016	0.009
<b>0.365</b>	LCP6	0.053	0.034	0.021	0.012
<b>0.42</b>	LCP8	0.067	0.043	0.027	0.015

### Dimensions

### Designation

D	Tolerance	d	Tolerance	L	S	C	min.	Designation
in.				+0.01				-
3	+0.003	2.52	-0.003	0.579	0.24	0.2		LCP4-3000-ND1
4	+0.003	3.52	-0.003	0.579	0.24	0.2		LCP4-4000-ND1
4.5	+0.003	4.02	-0.003	0.579	0.24	0.2		LCP4-4500-ND1
5	+0.004	4.27	-0.004	0.75	0.365	0.25		LCP6-5000-ND1
5.5	+0.004	4.77	-0.004	0.75	0.365	0.25		LCP6-5500-ND1
6	+0.004	5.27	-0.004	0.75	0.365	0.25		LCP6-6000-ND1
7	+0.004	6.27	-0.004	0.75	0.365	0.25		LCP6-7000-ND1
8	+0.004	7.27	-0.004	0.75	0.365	0.25		LCP6-8000-ND1
9	+0.004	8.27	-0.004	0.75	0.365	0.25		LCP6-9000-ND1
10	+0.004	9.27	-0.004	0.75	0.365	0.25		LCP6-10000-ND1
13	+0.004	12.27	-0.004	0.75	0.365	0.25		LCP6-13000-ND1
14	+0.004	13.27	-0.004	0.75	0.365	0.25		LCP6-14000-ND1
16	+0.004	15.27	-0.004	0.75	0.365	0.25		LCP6-16000-ND1

Other sizes are available on request



**Seal & Design**  
**Corporate Headquarters**  
 Ph: (716)-759-3344  
 Info@SealAndDesign.com  
 www.SealAndDesign.com