



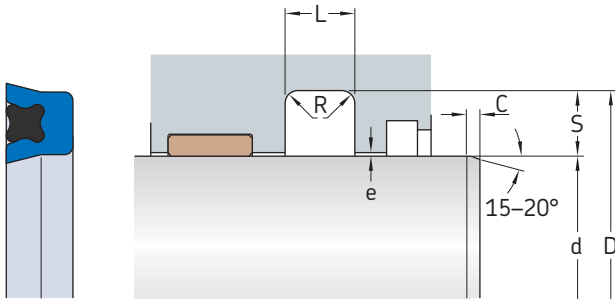
STD profile data



Material codes	Sealing ring: U-1003 X-ring: A-8501
Pressure	Up to 400 bar (5 800 psi)
Speed	Up to 1 m/s (3.2 ft/s)
Temperature range	<div style="display: flex; align-items: center;"> <div style="margin-right: 10px;"> <p>-50 -40 -30</p> <p>-60 -40 -20</p> </div> <div style="margin-left: 10px;"> <p>100 110 120 [°C]</p> <p>210 230 250 [°F]</p> </div> </div> <ul style="list-style-type: none"> ■ Extreme low temperature range: may be intermittently exposed (e.g. cold start-up) without seal damage, but seal performance may be compromised while in this range ■ Temperatures below the recommended operating range: seal performance depends on system design (precision guiding arrangement recommended) ■ Recommended operating temperature range for this profile and material ■ Temperatures above the recommended operating range: acceptable only with reduced pressure, speed, e-gap and/or with the use of a full-face anti-extrusion ring ■ Extreme high temperature range: only occasional short-term exposure (e.g. cylinder in curing oven of a powder coating process)

Maximum values of application parameters (e.g. pressure, speed, temperature, e-gap) should not be applied continuously nor simultaneously.

STD profile rod seals, inch sizes
d 0.125 – 0.562 in.



Maximum extrusion gap e

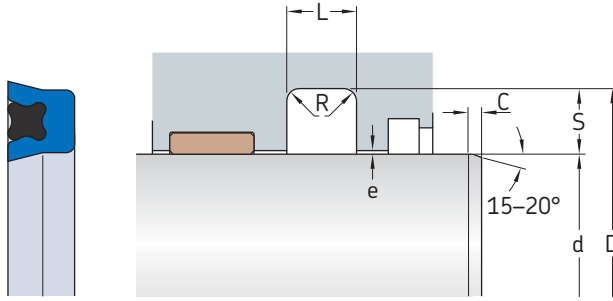
Radial depth S	e _{max} at 60 °C (140 °F) for pressures		
	2 300 psi	3 600 psi	5 800 psi
in.	in.		
0.125	0.008	0.004	–
0.156 to 0.187	0.014	0.008	–
0.218 to 0.25	0.018	0.01	0.004
0.281 to 0.437	0.02	0.012	0.006
0.5 to 0.562	0.024	0.012	0.008
0.625 to 0.75	0.024	0.012	0.008

Dimensions

Designation

d	Tolerance	D	Tolerance	L +0.01	S	R max.	C min.	Designation
in.								–
0.125	–0.001	0.375	0.002	0.138	0.125	0.015	0.25	STD125-125-125-J1S
0.14	–0.001	0.39	0.002	0.138	0.125	0.015	0.25	STD125-140-125-J1S
0.156	–0.001	0.406	0.002	0.138	0.125	0.015	0.25	STD125-156-125-J1S
0.187	–0.001	0.437	0.002	0.138	0.125	0.015	0.25	STD125-187-125-J1S
	–0.001	0.561	0.002	0.206	0.187	0.015	0.25	STD187-187-187-J1S
0.25	–0.001	0.5	0.002	0.138	0.125	0.015	0.25	STD125-250-125-J1S
	–0.001	0.624	0.002	0.206	0.187	0.015	0.25	STD187-250-187-J1S
	–0.002	0.75	0.003	0.275	0.25	0.02	0.312	STD250-250-250-J1S
	–0.002	0.874	0.004	0.343	0.312	0.02	0.312	STD312-250-312-J1S
0.312	–0.001	0.562	0.002	0.138	0.125	0.015	0.25	STD125-312-125-J1S
	–0.001	0.686	0.002	0.206	0.187	0.015	0.25	STD187-312-187-J1S
	–0.002	0.748	0.003	0.24	0.218	0.015	0.25	STD218-312-218-J1S
	–0.002	0.812	0.003	0.275	0.25	0.02	0.312	STD250-312-250-J1S
0.375	–0.001	0.625	0.002	0.138	0.125	0.015	0.25	STD125-375-125-J1S
	–0.001	0.749	0.002	0.206	0.187	0.015	0.25	STD187-375-187-J1S
	–0.002	0.875	0.003	0.275	0.25	0.02	0.312	STD250-375-250-J1S
	–0.002	0.999	0.004	0.343	0.312	0.02	0.312	STD312-375-312-J1S
0.437	–0.001	0.687	0.002	0.138	0.125	0.015	0.25	STD125-437-125-J1S
	–0.001	0.811	0.002	0.206	0.187	0.015	0.25	STD187-437-187-J1S
	–0.002	0.937	0.003	0.275	0.25	0.02	0.312	STD250-437-250-J1S
	–0.002	1.061	0.004	0.343	0.312	0.02	0.312	STD312-437-312-J1S
0.5	–0.001	0.75	0.002	0.138	0.125	0.015	0.25	STD125-500-125-J1S
	–0.001	0.812	0.002	0.172	0.156	0.015	0.25	STD156-500-156-J1S
	–0.001	0.874	0.002	0.206	0.187	0.015	0.25	STD187-500-187-J1S
	–0.002	1	0.003	0.275	0.25	0.02	0.312	STD250-500-250-J1S
	–0.002	1.124	0.004	0.343	0.312	0.02	0.312	STD312-500-312-J1S
	–0.002	1.25	0.005	0.413	0.375	0.03	0.5	STD375-500-375-J1S
0.562	–0.001	0.812	0.002	0.138	0.125	0.015	0.25	STD125-562-125-J1S
	–0.001	0.936	0.002	0.206	0.187	0.015	0.25	STD187-562-187-J1S
	–0.002	1.062	0.003	0.275	0.25	0.02	0.312	STD250-562-250-J1S

STD profile rod seals, inch sizes
d 0.625 – 1.75 in.



Maximum extrusion gap e

Radial depth S	e_{max} at 60 °C (140 °F) for pressures		
	2 300 psi	3 600 psi	5 800 psi
in.	in.		
0.125	0.008	0.004	–
0.156 to 0.187	0.014	0.008	–
0.218 to 0.25	0.018	0.01	0.004
0.281 to 0.437	0.02	0.012	0.006
0.5 to 0.562	0.024	0.012	0.008
0.625 to 0.75	0.024	0.012	0.008

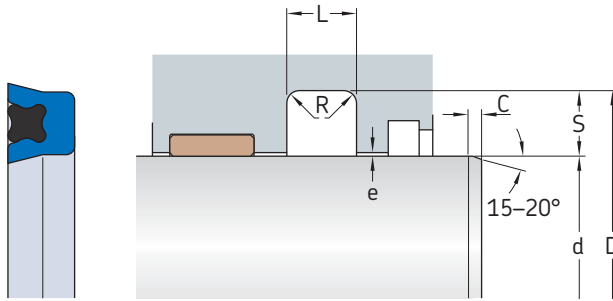
Dimensions

Designation

d	Tolerance	D	Tolerance	L +0.01	S	R max.	C min.	Designation
in.								–
0.625	–0.001	0.875	0.002	0.138	0.125	0.015	0.25	STD125-625-125-J1S
	–0.001	0.937	0.002	0.172	0.156	0.015	0.25	STD156-625-156-J1S
	–0.001	0.999	0.002	0.206	0.187	0.015	0.25	STD187-625-187-J1S
	–0.002	1.125	0.003	0.275	0.25	0.02	0.312	STD250-625-250-J1S
	–0.002	1.249	0.004	0.343	0.312	0.02	0.312	STD312-625-312-J1S
	–0.002	1.375	0.005	0.413	0.375	0.03	0.5	STD375-625-375-J1S
	–0.003	1.625	0.007	0.55	0.5	0.03	0.625	STD500-625-500-J1S
0.687	–0.001	0.937	0.002	0.138	0.125	0.015	0.25	STD125-687-125-J1S
0.75	–0.001	1	0.002	0.138	0.125	0.015	0.25	STD125-750-125-J1S
	–0.001	1.062	0.002	0.172	0.156	0.015	0.25	STD156-750-156-J1S
	–0.001	1.124	0.002	0.206	0.187	0.015	0.25	STD187-750-187-J1S
	–0.002	1.25	0.003	0.275	0.25	0.02	0.312	STD250-750-250-J1S
	–0.002	1.374	0.004	0.343	0.312	0.02	0.312	STD312-750-312-J1S
	–0.002	1.5	0.005	0.413	0.375	0.03	0.5	STD375-750-375-J1S
0.812	–0.001	1.062	0.002	0.138	0.125	0.015	0.25	STD125-812-125-J1S
	–0.002	1.312	0.003	0.275	0.25	0.02	0.312	STD250-812-250-J1S
0.875	–0.001	1.125	0.002	0.138	0.125	0.015	0.25	STD125-875-125-J1S
	–0.001	1.249	0.002	0.206	0.187	0.015	0.25	STD187-875-187-J1S
	–0.002	1.375	0.003	0.275	0.25	0.02	0.312	STD250-875-250-J1S
	–0.002	1.499	0.004	0.343	0.312	0.02	0.312	STD312-875-312-J1S
	–0.002	1.625	0.005	0.413	0.375	0.03	0.5	STD375-875-375-J1S
0.937	–0.002	1.687	0.005	0.413	0.375	0.03	0.5	STD375-937-375-J1S
1	–0.001	1.25	0.002	0.138	0.125	0.015	0.25	STD125-1000-125-J1S
	–0.001	1.312	0.002	0.172	0.156	0.015	0.25	STD156-1000-156-J1S
	–0.001	1.374	0.002	0.206	0.187	0.015	0.25	STD187-1000-187-J1S
	–0.002	1.5	0.003	0.275	0.25	0.02	0.312	STD250-1000-250-J1S
	–0.002	1.562	0.003	0.309	0.281	0.02	0.312	STD281-1000-281-J1S
	–0.002	1.624	0.004	0.343	0.312	0.02	0.312	STD312-1000-312-J1S
	–0.002	1.75	0.005	0.413	0.375	0.03	0.5	STD375-1000-375-J1S
	–0.003	2	0.007	0.55	0.5	0.03	0.625	STD500-1000-500-J1S
	–0.003	2	0.007	0.55	0.5	0.03	0.625	STD500-1000-500-J1S
1.062	–0.001	1.312	0.002	0.138	0.125	0.015	0.25	STD125-1062-125-J1S
	–0.001	1.436	0.002	0.206	0.187	0.015	0.25	STD187-1062-187-J1S

Dimensions								Designation
d	Tolerance	D	Tolerance	L +0.01	S	R max.	C min.	
in.								-
1.125	-0.001	1.375	0.002	0.138	0.125	0.015	0.25	STD125-1125-125-J1S
	-0.001	1.437	0.002	0.172	0.156	0.015	0.25	STD156-1125-156-J1S
	-0.001	1.499	0.002	0.206	0.187	0.015	0.25	STD187-1125-187-J1S
	-0.002	1.625	0.003	0.275	0.25	0.02	0.312	STD250-1125-250-J1S
	-0.002	1.749	0.004	0.343	0.312	0.02	0.312	STD312-1125-312-J1S
	-0.002	1.875	0.005	0.413	0.375	0.03	0.5	STD375-1125-375-J1S
1.187	-0.001	1.499	0.002	0.172	0.156	0.015	0.25	STD156-1187-156-J1S
	-0.001	1.561	0.002	0.206	0.187	0.015	0.25	STD187-1187-187-J1S
	-0.002	1.687	0.003	0.275	0.25	0.02	0.312	STD250-1187-250-J1S
	-0.002	1.811	0.004	0.343	0.312	0.02	0.312	STD312-1187-312-J1S
1.25	-0.001	1.5	0.002	0.138	0.125	0.015	0.25	STD125-1250-125-J1S
	-0.001	1.562	0.002	0.172	0.156	0.015	0.25	STD156-1250-156-J1S
	-0.001	1.624	0.002	0.206	0.187	0.015	0.25	STD187-1250-187-J1S
	-0.002	1.75	0.003	0.275	0.25	0.02	0.312	STD250-1250-250-J1S
	-0.002	1.874	0.004	0.343	0.312	0.02	0.312	STD312-1250-312-J1S
	-0.002	2	0.005	0.413	0.375	0.03	0.5	STD375-1250-375-J1S
	-0.003	2.25	0.007	0.55	0.5	0.03	0.625	STD500-1250-500-J1S
	-0.003	2.5	0.009	0.688	0.625	0.045	0.875	STD625-1250-625-J1S
1.312	-0.001	1.562	0.002	0.138	0.125	0.015	0.25	STD125-1312-125-J1S
	-0.001	1.686	0.002	0.206	0.187	0.015	0.25	STD187-1312-187-J1S
	-0.002	1.812	0.003	0.275	0.25	0.02	0.312	STD250-1312-250-J1S
	-0.002	2.062	0.005	0.413	0.375	0.03	0.5	STD375-1312-375-J1S
1.375	-0.001	1.687	0.002	0.172	0.156	0.015	0.25	STD156-1375-156-J1S
	-0.001	1.749	0.002	0.206	0.187	0.015	0.25	STD187-1375-187-J1S
	-0.002	1.875	0.003	0.275	0.25	0.02	0.312	STD250-1375-250-J1S
	-0.002	1.999	0.004	0.343	0.312	0.02	0.312	STD312-1375-312-J1S
	-0.002	2.125	0.005	0.413	0.375	0.03	0.5	STD375-1375-375-J1S
1.437	-0.001	1.687	0.002	0.138	0.125	0.015	0.25	STD125-1437-125-J1S
	-0.001	1.811	0.002	0.206	0.187	0.015	0.25	STD187-1437-187-J1S
	-0.002	1.937	0.003	0.275	0.25	0.02	0.312	STD250-1437-250-J1S
	-0.002	2.061	0.004	0.343	0.312	0.02	0.312	STD312-1437-312-J1S
1.5	-0.001	1.75	0.002	0.138	0.125	0.015	0.25	STD125-1500-125-J1S
	-0.001	1.874	0.002	0.206	0.187	0.015	0.25	STD187-1500-187-J1S
	-0.002	2	0.003	0.275	0.25	0.02	0.312	STD250-1500-250-J1S
	-0.002	2.124	0.004	0.343	0.312	0.02	0.312	STD312-1500-312-J1S
	-0.002	2.25	0.005	0.413	0.375	0.03	0.5	STD375-1500-375-J1S
	-0.002	2.374	0.006	0.481	0.437	0.03	0.5	STD437-1500-437-J1S
	-0.003	2.5	0.007	0.55	0.5	0.03	0.625	STD500-1500-500-J1S
1.562	-0.001	1.812	0.002	0.138	0.125	0.015	0.25	STD125-1562-125-J1S
	-0.001	1.936	0.002	0.206	0.187	0.015	0.25	STD187-1562-187-J1S
	-0.002	2.312	0.005	0.413	0.375	0.03	0.5	STD375-1562-375-J1S
1.593	-0.002	2.093	0.003	0.275	0.25	0.02	0.312	STD250-1593-250-J1S
1.625	-0.001	1.875	0.002	0.138	0.125	0.015	0.25	STD125-1625-125-J1S
	-0.001	1.999	0.002	0.206	0.187	0.015	0.25	STD187-1625-187-J1S
	-0.002	2.125	0.003	0.275	0.25	0.02	0.312	STD250-1625-250-J1S
	-0.002	2.249	0.004	0.343	0.312	0.02	0.312	STD312-1625-312-J1S
	-0.002	2.375	0.005	0.413	0.375	0.03	0.5	STD375-1625-375-J1S
	-0.003	2.625	0.007	0.55	0.5	0.03	0.625	STD500-1625-500-J1S
1.687	-0.001	2.061	0.002	0.206	0.187	0.015	0.25	STD187-1687-187-J1S
	-0.002	2.311	0.004	0.343	0.312	0.02	0.312	STD312-1687-312-J1S
1.75	-0.001	2	0.002	0.138	0.125	0.015	0.25	STD125-1750-125-J1S
	-0.001	2.124	0.002	0.206	0.187	0.015	0.25	STD187-1750-187-J1S
	-0.002	2.25	0.003	0.275	0.25	0.02	0.312	STD250-1750-250-J1S
	-0.002	2.374	0.004	0.343	0.312	0.02	0.312	STD312-1750-312-J1S

STD profile rod seals, inch sizes
d 1.75 – 3.25 in.



Maximum extrusion gap e

Radial depth S	e_{max} at 60 °C (140 °F) for pressures		
	2 300 psi	3 600 psi	5 800 psi
in.	in.		
0.125	0.008	0.004	–
0.156 to 0.187	0.014	0.008	–
0.218 to 0.25	0.018	0.01	0.004
0.281 to 0.437	0.02	0.012	0.006
0.5 to 0.562	0.024	0.012	0.008
0.625 to 0.75	0.024	0.012	0.008

Dimensions

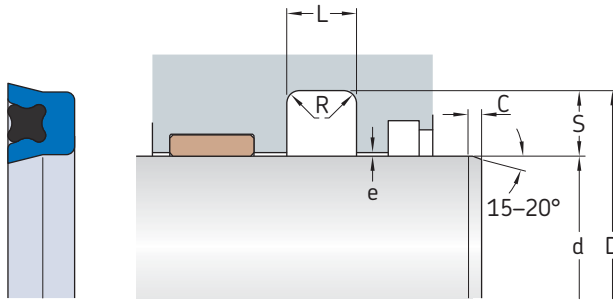
Designation

d	Tolerance	D	Tolerance	L +0.01	S	R max.	C min.	Designation
in.								–
1.75 cont.	–0.002	2.5	0.005	0.413	0.375	0.03	0.5	STD375-1750-375-J1S
	–0.003	2.75	0.007	0.55	0.5	0.03	0.625	STD500-1750-500-J1S
	–0.003	3	0.009	0.688	0.625	0.045	0.875	STD625-1750-625-J1S
1.875	–0.001	2.125	0.002	0.138	0.125	0.015	0.25	STD125-1875-125-J1S
	–0.001	2.249	0.002	0.206	0.187	0.015	0.25	STD187-1875-187-J1S
	–0.002	2.375	0.003	0.275	0.25	0.02	0.312	STD250-1875-250-J1S
	–0.002	2.499	0.004	0.343	0.312	0.02	0.312	STD312-1875-312-J1S
	–0.002	2.625	0.005	0.413	0.375	0.03	0.5	STD375-1875-375-J1S
	–0.002	2.749	0.006	0.481	0.437	0.03	0.5	STD437-1875-437-J1S
1.937	–0.002	2.561	0.004	0.343	0.312	0.02	0.312	STD312-1937-312-J1S
2	–0.001	2.374	0.002	0.206	0.187	0.015	0.25	STD187-2000-187-J1S
	–0.002	2.5	0.003	0.275	0.25	0.02	0.312	STD250-2000-250-J1S
	–0.002	2.624	0.004	0.343	0.312	0.02	0.312	STD312-2000-312-J1S
	–0.002	2.75	0.005	0.413	0.375	0.03	0.5	STD375-2000-375-J1S
	–0.003	3	0.007	0.55	0.5	0.03	0.625	STD500-2000-500-J1S
	–0.003	3.25	0.009	0.688	0.625	0.045	0.875	STD625-2000-625-J1S
2.125	–0.001	2.375	0.002	0.138	0.125	0.015	0.25	STD125-2125-125-J1S
	–0.001	2.499	0.002	0.206	0.187	0.015	0.25	STD187-2125-187-J1S
	–0.002	2.625	0.003	0.275	0.25	0.02	0.312	STD250-2125-250-J1S
	–0.002	2.749	0.004	0.343	0.312	0.02	0.312	STD312-2125-312-J1S
	–0.002	2.875	0.005	0.413	0.375	0.03	0.5	STD375-2125-375-J1S
2.25	–0.001	2.624	0.002	0.206	0.187	0.015	0.25	STD187-2250-187-J1S
	–0.002	2.75	0.003	0.275	0.25	0.02	0.312	STD250-2250-250-J1S
	–0.002	2.874	0.004	0.343	0.312	0.02	0.312	STD312-2250-312-J1S
	–0.002	3	0.005	0.413	0.375	0.03	0.5	STD375-2250-375-J1S
	–0.003	3.25	0.007	0.55	0.5	0.03	0.625	STD500-2250-500-J1S
	–0.003	3.5	0.009	0.688	0.625	0.045	0.875	STD625-2250-625-J1S
2.312	–0.002	2.874	0.003	0.309	0.281	0.02	0.312	STD281-2312-281-J1S
2.375	–0.001	2.625	0.002	0.138	0.125	0.015	0.25	STD125-2375-125-J1S
	–0.001	2.749	0.002	0.206	0.187	0.015	0.25	STD187-2375-187-J1S
	–0.002	2.875	0.003	0.275	0.25	0.02	0.312	STD250-2375-250-J1S
	–0.002	2.999	0.004	0.343	0.312	0.02	0.312	STD312-2375-312-J1S
	–0.002	3.125	0.005	0.413	0.375	0.03	0.5	STD375-2375-375-J1S
	–0.003	3.375	0.007	0.55	0.5	0.03	0.625	STD500-2375-500-J1S

Dimensions								Designation
d	Tolerance	D	Tolerance	L +0.01	S	R max.	C min.	
in.								-
2.437	-0.002	2.937	0.003	0.275	0.25	0.02	0.312	STD250-2437-250-J1S
	-0.002	3.187	0.005	0.413	0.375	0.03	0.5	STD375-2437-375-J1S
2.5	-0.001	2.75	0.002	0.138	0.125	0.015	0.25	STD125-2500-125-J1S
	-0.001	2.874	0.002	0.206	0.187	0.015	0.25	STD187-2500-187-J1S
	-0.002	2.936	0.003	0.24	0.218	0.015	0.25	STD218-2500-218-J1S
	-0.002	3	0.003	0.275	0.25	0.02	0.312	STD250-2500-250-J1S
	-0.002	3.124	0.004	0.343	0.312	0.02	0.312	STD312-2500-312-J1S
	-0.002	3.25	0.005	0.413	0.375	0.03	0.5	STD375-2500-375-J1S
	-0.002	3.374	0.006	0.481	0.437	0.03	0.5	STD437-2500-437-J1S
	-0.003	3.5	0.007	0.55	0.5	0.03	0.625	STD500-2500-500-J1S
	-0.003	3.75	0.009	0.688	0.625	0.045	0.875	STD625-2500-625-J1S
	2.562	-0.002	3.062	0.003	0.275	0.25	0.02	0.312
-0.002		3.186	0.004	0.343	0.312	0.02	0.312	STD312-2562-312-J1S
-0.002		3.312	0.005	0.413	0.375	0.03	0.5	STD375-2562-375-J1S
2.625	-0.001	2.875	0.002	0.138	0.125	0.015	0.25	STD125-2625-125-J1S
	-0.001	2.999	0.002	0.206	0.187	0.015	0.25	STD187-2625-187-J1S
	-0.002	3.125	0.003	0.275	0.25	0.02	0.312	STD250-2625-250-J1S
	-0.002	3.249	0.004	0.343	0.312	0.02	0.312	STD312-2625-312-J1S
	-0.002	3.375	0.005	0.413	0.375	0.03	0.5	STD375-2625-375-J1S
2.75	-0.001	3.124	0.002	0.206	0.187	0.015	0.25	STD187-2750-187-J1S
	-0.002	3.25	0.003	0.275	0.25	0.02	0.312	STD250-2750-250-J1S
	-0.002	3.374	0.004	0.343	0.312	0.02	0.312	STD312-2750-312-J1S
	-0.002	3.5	0.005	0.413	0.375	0.03	0.5	STD375-2750-375-J1S
	-0.002	3.624	0.006	0.481	0.437	0.03	0.5	STD437-2750-437-J1S
	-0.003	3.75	0.007	0.55	0.5	0.03	0.625	STD500-2750-500-J1S
	-0.003	4	0.009	0.688	0.625	0.045	0.875	STD625-2750-625-J1S
2.812	-0.002	3.562	0.005	0.413	0.375	0.03	0.5	STD375-2812-375-J1S
2.875	-0.001	3.249	0.002	0.206	0.187	0.015	0.25	STD187-2875-187-J1S
	-0.002	3.375	0.003	0.275	0.25	0.02	0.312	STD250-2875-250-J1S
	-0.002	3.499	0.004	0.343	0.312	0.02	0.312	STD312-2875-312-J1S
	-0.002	3.625	0.005	0.413	0.375	0.03	0.5	STD375-2875-375-J1S
2.937	-0.002	3.687	0.005	0.413	0.375	0.03	0.5	STD375-2937-375-J1S
3	-0.001	3.25	0.002	0.138	0.125	0.015	0.25	STD125-3000-125-J1S
	-0.001	3.374	0.002	0.206	0.187	0.015	0.25	STD187-3000-187-J1S
	-0.002	3.436	0.003	0.24	0.218	0.015	0.25	STD218-3000-218-J1S
	-0.002	3.5	0.003	0.275	0.25	0.02	0.312	STD250-3000-250-J1S
	-0.002	3.624	0.004	0.343	0.312	0.02	0.312	STD312-3000-312-J1S
	-0.002	3.75	0.005	0.413	0.375	0.03	0.5	STD375-3000-375-J1S
	-0.003	4	0.007	0.55	0.5	0.03	0.625	STD500-3000-500-J1S
	-0.003	4.25	0.009	0.688	0.625	0.045	0.875	STD625-3000-625-J1S
3.125	-0.001	3.375	0.002	0.138	0.125	0.015	0.25	STD125-3125-125-J1S
	-0.001	3.499	0.002	0.206	0.187	0.015	0.25	STD187-3125-187-J1S
	-0.002	3.625	0.003	0.275	0.25	0.02	0.312	STD250-3125-250-J1S
	-0.002	3.749	0.004	0.343	0.312	0.02	0.312	STD312-3125-312-J1S
	-0.002	3.875	0.005	0.413	0.375	0.03	0.5	STD375-3125-375-J1S
	-0.002	3.999	0.006	0.481	0.437	0.03	0.5	STD437-3125-437-J1S
3.25	-0.001	3.5	0.002	0.138	0.125	0.015	0.25	STD125-3250-125-J1S
	-0.001	3.624	0.002	0.206	0.187	0.015	0.25	STD187-3250-187-J1S
	-0.002	3.75	0.003	0.275	0.25	0.02	0.312	STD250-3250-250-J1S
	-0.002	3.874	0.004	0.343	0.312	0.02	0.312	STD312-3250-312-J1S
	-0.002	4	0.005	0.413	0.375	0.03	0.5	STD375-3250-375-J1S
	-0.002	4.124	0.006	0.481	0.437	0.03	0.5	STD437-3250-437-J1S
	-0.003	4.25	0.007	0.55	0.5	0.03	0.625	STD500-3250-500-J1S
	-0.003	4.5	0.009	0.688	0.625	0.045	0.875	STD625-3250-625-J1S

STD profile rod seals, inch sizes

d 3.375 – 5.125 in.



Maximum extrusion gap e

Radial depth S	e_{\max} at 60 °C (140 °F) for pressures		
	2 300 psi	3 600 psi	5 800 psi
in.	in.		
0.125	0.008	0.004	–
0.156 to 0.187	0.014	0.008	–
0.218 to 0.25	0.018	0.01	0.004
0.281 to 0.437	0.02	0.012	0.006
0.5 to 0.562	0.024	0.012	0.008
0.625 to 0.75	0.024	0.012	0.008

Dimensions

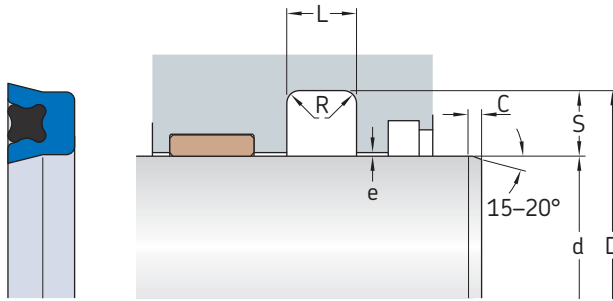
Designation

d	Tolerance	D	Tolerance	L +0.01	S	R max.	C min.	Designation
in.								–
3.375	–0.001	3.749	0.002	0.206	0.187	0.015	0.25	STD187-3375-187-J1S
	–0.002	3.875	0.003	0.275	0.25	0.02	0.312	STD250-3375-250-J1S
	–0.002	4.125	0.005	0.413	0.375	0.03	0.5	STD375-3375-375-J1S
3.5	–0.001	3.75	0.002	0.138	0.125	0.015	0.25	STD125-3500-125-J1S
	–0.002	4	0.003	0.275	0.25	0.02	0.312	STD250-3500-250-J1S
	–0.002	4.124	0.004	0.343	0.312	0.02	0.312	STD312-3500-312-J1S
	–0.002	4.25	0.005	0.413	0.375	0.03	0.5	STD375-3500-375-J1S
	–0.003	4.5	0.007	0.55	0.5	0.03	0.625	STD500-3500-500-J1S
	–0.003	4.75	0.009	0.688	0.625	0.045	0.875	STD625-3500-625-J1S
	–0.003	5	0.011	0.825	0.75	0.045	1	STD750-3500-750-J1S
3.625	–0.001	3.999	0.002	0.206	0.187	0.015	0.25	STD187-3625-187-J1S
	–0.002	4.125	0.003	0.275	0.25	0.02	0.312	STD250-3625-250-J1S
	–0.002	4.249	0.004	0.343	0.312	0.02	0.312	STD312-3625-312-J1S
	–0.002	4.375	0.005	0.413	0.375	0.03	0.5	STD375-3625-375-J1S
3.75	–0.001	4	0.002	0.138	0.125	0.015	0.25	STD125-3750-125-J1S
	–0.001	4.124	0.002	0.206	0.187	0.015	0.25	STD187-3750-187-J1S
	–0.002	4.25	0.003	0.275	0.25	0.02	0.312	STD250-3750-250-J1S
	–0.002	4.374	0.004	0.343	0.312	0.02	0.312	STD312-3750-312-J1S
	–0.002	4.5	0.005	0.413	0.375	0.03	0.5	STD375-3750-375-J1S
	–0.003	4.75	0.007	0.55	0.5	0.03	0.625	STD500-3750-500-J1S
	–0.003	5	0.009	0.688	0.625	0.045	0.875	STD625-3750-625-J1S
3.875	–0.001	4.249	0.002	0.206	0.187	0.015	0.25	STD187-3875-187-J1S
	–0.002	4.375	0.003	0.275	0.25	0.02	0.312	STD250-3875-250-J1S
	–0.002	4.499	0.004	0.343	0.312	0.02	0.312	STD312-3875-312-J1S
	–0.002	4.625	0.005	0.413	0.375	0.03	0.5	STD375-3875-375-J1S
4	–0.001	4.25	0.002	0.138	0.125	0.015	0.25	STD125-4000-125-J1S
	–0.001	4.374	0.002	0.206	0.187	0.015	0.25	STD187-4000-187-J1S
	–0.002	4.5	0.003	0.275	0.25	0.02	0.312	STD250-4000-250-J1S
	–0.002	4.624	0.004	0.343	0.312	0.02	0.312	STD312-4000-312-J1S
	–0.002	4.75	0.005	0.413	0.375	0.03	0.5	STD375-4000-375-J1S
	–0.002	4.874	0.006	0.481	0.437	0.03	0.5	STD437-4000-437-J1S
	–0.003	5	0.007	0.55	0.5	0.03	0.625	STD500-4000-500-J1S
	–0.003	5.25	0.009	0.688	0.625	0.045	0.875	STD625-4000-625-J1S

Dimensions								Designation
d	Tolerance	D	Tolerance	L +0.01	S	R max.	C min.	
in.								-
4.125	-0.001	4.499	0.002	0.206	0.187	0.015	0.25	STD187-4125-187-J1S
	-0.002	4.625	0.003	0.275	0.25	0.02	0.312	STD250-4125-250-J1S
	-0.002	4.749	0.004	0.343	0.312	0.02	0.312	STD312-4125-312-J1S
	-0.002	4.875	0.005	0.413	0.375	0.03	0.5	STD375-4125-375-J1S
	-0.002	4.999	0.006	0.481	0.437	0.03	0.5	STD437-4125-437-J1S
4.25	-0.001	4.5	0.002	0.138	0.125	0.015	0.25	STD125-4250-125-J1S
	-0.001	4.624	0.002	0.206	0.187	0.015	0.25	STD187-4250-187-J1S
	-0.002	4.75	0.003	0.275	0.25	0.02	0.312	STD250-4250-250-J1S
	-0.002	4.874	0.004	0.343	0.312	0.02	0.312	STD312-4250-312-J1S
	-0.002	5	0.005	0.413	0.375	0.03	0.5	STD375-4250-375-J1S
	-0.003	5.25	0.007	0.55	0.5	0.03	0.625	STD500-4250-500-J1S
	-0.003	5.5	0.009	0.688	0.625	0.045	0.875	STD625-4250-625-J1S
4.375	-0.001	4.625	0.002	0.138	0.125	0.015	0.25	STD125-4375-125-J1S
	-0.001	4.749	0.002	0.206	0.187	0.015	0.25	STD187-4375-187-J1S
	-0.002	4.875	0.003	0.275	0.25	0.02	0.312	STD250-4375-250-J1S
	-0.002	4.999	0.004	0.343	0.312	0.02	0.312	STD312-4375-312-J1S
	-0.002	5.125	0.005	0.413	0.375	0.03	0.5	STD375-4375-375-J1S
4.437	-0.002	4.999	0.003	0.309	0.281	0.02	0.312	STD281-4437-281-J1S
4.5	-0.001	4.75	0.002	0.138	0.125	0.015	0.25	STD125-4500-125-J1S
	-0.001	4.874	0.002	0.206	0.187	0.015	0.25	STD187-4500-187-J1S
	-0.002	5	0.003	0.275	0.25	0.02	0.312	STD250-4500-250-J1S
	-0.002	5.124	0.004	0.343	0.312	0.02	0.312	STD312-4500-312-J1S
	-0.002	5.25	0.005	0.413	0.375	0.03	0.5	STD375-4500-375-J1S
	-0.002	5.374	0.006	0.481	0.437	0.03	0.5	STD437-4500-437-J1S
	-0.003	5.5	0.007	0.55	0.5	0.03	0.625	STD500-4500-500-J1S
	-0.003	5.75	0.009	0.688	0.625	0.045	0.875	STD625-4500-625-J1S
	-0.003	6	0.011	0.825	0.75	0.045	1	STD750-4500-750-J1S
4.625	-0.001	4.999	0.002	0.206	0.187	0.015	0.25	STD187-4625-187-J1S
	-0.002	5.125	0.003	0.275	0.25	0.02	0.312	STD250-4625-250-J1S
	-0.002	5.375	0.005	0.413	0.375	0.03	0.5	STD375-4625-375-J1S
4.75	-0.001	5	0.002	0.138	0.125	0.015	0.25	STD125-4750-125-J1S
	-0.001	5.124	0.002	0.206	0.187	0.015	0.25	STD187-4750-187-J1S
	-0.002	5.25	0.003	0.275	0.25	0.02	0.312	STD250-4750-250-J1S
	-0.002	5.374	0.004	0.343	0.312	0.02	0.312	STD312-4750-312-J1S
	-0.002	5.5	0.005	0.413	0.375	0.03	0.5	STD375-4750-375-J1S
	-0.002	5.624	0.006	0.481	0.437	0.03	0.5	STD437-4750-437-J1S
	-0.003	5.75	0.007	0.55	0.5	0.03	0.625	STD500-4750-500-J1S
	-0.003	6	0.009	0.688	0.625	0.045	0.875	STD625-4750-625-J1S
	4.875	-0.001	5.249	0.002	0.206	0.187	0.015	0.25
-0.002		5.375	0.003	0.275	0.25	0.02	0.312	STD250-4875-250-J1S
-0.002		5.499	0.004	0.343	0.312	0.02	0.312	STD312-4875-312-J1S
-0.002		5.625	0.005	0.413	0.375	0.03	0.5	STD375-4875-375-J1S
5	-0.001	5.374	0.002	0.206	0.187	0.015	0.25	STD187-5000-187-J1S
	-0.002	5.5	0.003	0.275	0.25	0.02	0.312	STD250-5000-250-J1S
	-0.002	5.562	0.003	0.309	0.281	0.02	0.312	STD281-5000-281-J1S
	-0.002	5.624	0.004	0.343	0.312	0.02	0.312	STD312-5000-312-J1S
	-0.002	5.75	0.005	0.413	0.375	0.03	0.5	STD375-5000-375-J1S
	-0.003	6	0.007	0.55	0.5	0.03	0.625	STD500-5000-500-J1S
	-0.003	6.25	0.009	0.688	0.625	0.045	0.875	STD625-5000-625-J1S
	-0.003	6.5	0.011	0.825	0.75	0.045	1	STD750-5000-750-J1S
5.125	-0.002	5.625	0.003	0.275	0.25	0.02	0.312	STD250-5125-250-J1S
	-0.002	5.749	0.004	0.343	0.312	0.02	0.312	STD312-5125-312-J1S
	-0.002	5.875	0.005	0.413	0.375	0.03	0.5	STD375-5125-375-J1S
	-0.002	5.999	0.006	0.481	0.437	0.03	0.5	STD437-5125-437-J1S

STD profile rod seals, inch sizes

d 5.25 – 8.125 in.



Maximum extrusion gap e

Radial depth S	e _{max} at 60 °C (140 °F) for pressures		
	2 300 psi	3 600 psi	5 800 psi
in.	in.		
0.125	0.008	0.004	–
0.156 to 0.187	0.014	0.008	–
0.218 to 0.25	0.018	0.01	0.004
0.281 to 0.437	0.02	0.012	0.006
0.5 to 0.562	0.024	0.012	0.008
0.625 to 0.75	0.024	0.012	0.008

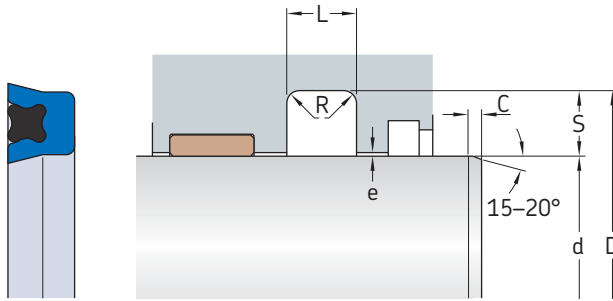
Dimensions

Designation

d	Tolerance	D	Tolerance	L +0.01	S	R max.	C min.	Designation
in.								–
5.25	–0.002	5.75	0.003	0.275	0.25	0.02	0.312	STD250-5250-250-J1S
	–0.002	5.874	0.004	0.343	0.312	0.02	0.312	STD312-5250-312-J1S
	–0.002	6	0.005	0.413	0.375	0.03	0.5	STD375-5250-375-J1S
	–0.002	6.124	0.006	0.481	0.437	0.03	0.5	STD437-5250-437-J1S
	–0.003	6.25	0.007	0.55	0.5	0.03	0.625	STD500-5250-500-J1S
	–0.003	6.5	0.009	0.688	0.625	0.045	0.875	STD625-5250-625-J1S
5.375	–0.002	5.875	0.003	0.275	0.25	0.02	0.312	STD250-5375-250-J1S
	–0.002	5.999	0.004	0.343	0.312	0.02	0.312	STD312-5375-312-J1S
	–0.002	6.125	0.005	0.413	0.375	0.03	0.5	STD375-5375-375-J1S
5.437	–0.002	5.999	0.003	0.309	0.281	0.02	0.312	STD281-5437-281-J1S
	–0.003	6.437	0.007	0.55	0.5	0.03	0.625	STD500-5437-500-J1S
5.5	–0.001	5.874	0.002	0.206	0.187	0.015	0.25	STD187-5500-187-J1S
	–0.002	6	0.003	0.275	0.25	0.02	0.312	STD250-5500-250-J1S
	–0.002	6.124	0.004	0.343	0.312	0.02	0.312	STD312-5500-312-J1S
	–0.002	6.25	0.005	0.413	0.375	0.03	0.5	STD375-5500-375-J1S
	–0.003	6.5	0.007	0.55	0.5	0.03	0.625	STD500-5500-500-J1S
	–0.003	6.624	0.007	0.618	0.562	0.03	0.75	STD562-5500-562-J1S
	–0.003	6.75	0.009	0.688	0.625	0.045	0.875	STD625-5500-625-J1S
	–0.003	7	0.011	0.825	0.75	0.045	1	STD750-5500-750-J1S
5.625	–0.002	6.125	0.003	0.275	0.25	0.02	0.312	STD250-5625-250-J1S
	–0.002	6.249	0.004	0.343	0.312	0.02	0.312	STD312-5625-312-J1S
	–0.002	6.375	0.005	0.413	0.375	0.03	0.5	STD375-5625-375-J1S
5.75	–0.001	6	0.002	0.138	0.125	0.015	0.25	STD125-5750-125-J1S
	–0.002	6.25	0.003	0.275	0.25	0.02	0.312	STD250-5750-250-J1S
	–0.002	6.5	0.005	0.413	0.375	0.03	0.5	STD375-5750-375-J1S
	–0.003	6.75	0.007	0.55	0.5	0.03	0.625	STD500-5750-500-J1S
	–0.003	7	0.009	0.688	0.625	0.045	0.875	STD625-5750-625-J1S
5.875	–0.002	6.375	0.003	0.275	0.25	0.02	0.312	STD250-5875-250-J1S
	–0.002	6.499	0.004	0.343	0.312	0.02	0.312	STD312-5875-312-J1S
	–0.002	6.625	0.005	0.413	0.375	0.03	0.5	STD375-5875-375-J1S
6	–0.001	6.374	0.002	0.206	0.187	0.015	0.25	STD187-6000-187-J1S
	–0.002	6.5	0.003	0.275	0.25	0.02	0.312	STD250-6000-250-J1S
	–0.002	6.624	0.004	0.343	0.312	0.02	0.312	STD312-6000-312-J1S
	–0.002	6.75	0.005	0.413	0.375	0.03	0.5	STD375-6000-375-J1S

Dimensions								Designation
d	Tolerance	D	Tolerance	L +0.01	S	R max.	C min.	
in.								-
6	-0.003	7	0.007	0.55	0.5	0.03	0.625	STD500-6000-500-J1S
	-0.003	7.25	0.009	0.688	0.625	0.045	0.875	STD625-6000-625-J1S
	-0.003	7.5	0.011	0.825	0.75	0.045	1	STD750-6000-750-J1S
6.125	-0.002	6.749	0.004	0.343	0.312	0.02	0.312	STD312-6125-312-J1S
	-0.003	7.125	0.007	0.55	0.5	0.03	0.625	STD500-6125-500-J1S
6.25	-0.002	6.75	0.003	0.275	0.25	0.02	0.312	STD250-6250-250-J1S
	-0.002	6.874	0.004	0.343	0.312	0.02	0.312	STD312-6250-312-J1S
	-0.002	7	0.005	0.413	0.375	0.03	0.5	STD375-6250-375-J1S
	-0.003	7.25	0.007	0.55	0.5	0.03	0.625	STD500-6250-500-J1S
	-0.003	7.5	0.009	0.688	0.625	0.045	0.875	STD625-6250-625-J1S
6.375	-0.002	6.999	0.004	0.343	0.312	0.02	0.312	STD312-6375-312-J1S
	-0.002	7.125	0.005	0.413	0.375	0.03	0.5	STD375-6375-375-J1S
6.5	-0.002	7	0.003	0.275	0.25	0.02	0.312	STD250-6500-250-J1S
	-0.002	7.124	0.004	0.343	0.312	0.02	0.312	STD312-6500-312-J1S
	-0.002	7.25	0.005	0.413	0.375	0.03	0.5	STD375-6500-375-J1S
	-0.003	7.5	0.007	0.55	0.5	0.03	0.625	STD500-6500-500-J1S
	-0.003	8	0.011	0.825	0.75	0.045	1	STD750-6500-750-J1S
6.625	-0.002	7.249	0.004	0.343	0.312	0.02	0.312	STD312-6625-312-J1S
6.75	-0.002	7.25	0.003	0.275	0.25	0.02	0.312	STD250-6750-250-J1S
	-0.002	7.374	0.004	0.343	0.312	0.02	0.312	STD312-6750-312-J1S
	-0.002	7.5	0.005	0.413	0.375	0.03	0.5	STD375-6750-375-J1S
	-0.003	7.75	0.007	0.55	0.5	0.03	0.625	STD500-6750-500-J1S
	-0.003	8	0.009	0.688	0.625	0.045	0.875	STD625-6750-625-J1S
7	-0.002	7.5	0.003	0.275	0.25	0.02	0.312	STD250-7000-250-J1S
	-0.002	7.75	0.005	0.413	0.375	0.03	0.5	STD375-7000-375-J1S
	-0.003	8	0.007	0.55	0.5	0.03	0.625	STD500-7000-500-J1S
	-0.003	8.25	0.009	0.688	0.625	0.045	0.875	STD625-7000-625-J1S
	-0.003	8.5	0.011	0.825	0.75	0.045	1	STD750-7000-750-J1S
7.125	-0.003	8.125	0.007	0.55	0.5	0.03	0.625	STD500-7125-500-J1S
7.25	-0.002	7.75	0.003	0.275	0.25	0.02	0.312	STD250-7250-250-J1S
	-0.002	7.874	0.004	0.343	0.312	0.02	0.312	STD312-7250-312-J1S
	-0.002	8	0.005	0.413	0.375	0.03	0.5	STD375-7250-375-J1S
	-0.003	8.25	0.007	0.55	0.5	0.03	0.625	STD500-7250-500-J1S
	-0.003	8.5	0.009	0.688	0.625	0.045	0.875	STD625-7250-625-J1S
7.375	-0.002	7.999	0.004	0.343	0.312	0.02	0.312	STD312-7375-312-J1S
7.5	-0.002	8	0.003	0.275	0.25	0.02	0.312	STD250-7500-250-J1S
	-0.002	8.124	0.004	0.343	0.312	0.02	0.312	STD312-7500-312-J1S
	-0.002	8.25	0.005	0.413	0.375	0.03	0.5	STD375-7500-375-J1S
	-0.003	8.5	0.007	0.55	0.5	0.03	0.625	STD500-7500-500-J1S
	-0.003	9	0.011	0.825	0.75	0.045	1	STD750-7500-750-J1S
7.625	-0.002	8.375	0.005	0.413	0.375	0.03	0.5	STD375-7625-375-J1S
7.75	-0.002	8.25	0.003	0.275	0.25	0.02	0.312	STD250-7750-250-J1S
	-0.002	8.5	0.005	0.413	0.375	0.03	0.5	STD375-7750-375-J1S
	-0.003	8.75	0.007	0.55	0.5	0.03	0.625	STD500-7750-500-J1S
	-0.003	9	0.009	0.688	0.625	0.045	0.875	STD625-7750-625-J1S
8	-0.002	8.5	0.003	0.275	0.25	0.02	0.312	STD250-8000-250-J1S
	-0.002	8.75	0.005	0.413	0.375	0.03	0.5	STD375-8000-375-J1S
	-0.003	9	0.007	0.55	0.5	0.03	0.625	STD500-8000-500-J1S
	-0.003	9.25	0.009	0.688	0.625	0.045	0.875	STD625-8000-625-J1S
	-0.003	9.5	0.011	0.825	0.75	0.045	1	STD750-8000-750-J1S
8.125	-0.002	8.625	0.003	0.275	0.25	0.02	0.312	STD250-8125-250-J1S

STD profile rod seals, inch sizes
d 8.25 – 13.75 in.



Maximum extrusion gap e

Radial depth S	e_{max} at 60 °C (140 °F) for pressures		
	2 300 psi	3 600 psi	5 800 psi
in.	in.		
0.125	0.008	0.004	–
0.156 to 0.187	0.014	0.008	–
0.218 to 0.25	0.018	0.01	0.004
0.281 to 0.437	0.02	0.012	0.006
0.5 to 0.562	0.024	0.012	0.008
0.625 to 0.75	0.024	0.012	0.008

For additional information → page 34

Dimensions

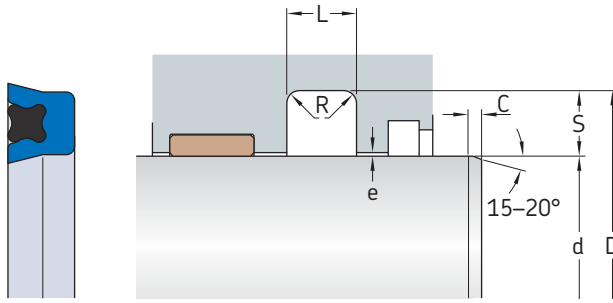
Designation

d	Tolerance	D	Tolerance	L +0.01	S	R max.	C min.	Designation
in.								–
8.25	–0.002	8.75	0.003	0.275	0.25	0.02	0.312	STD250-8250-250-J1S
	–0.002	9	0.005	0.413	0.375	0.03	0.5	STD375-8250-375-J1S
	–0.003	9.25	0.007	0.55	0.5	0.03	0.625	STD500-8250-500-J1S
8.5	–0.002	9	0.003	0.275	0.25	0.02	0.312	STD250-8500-250-J1S
	–0.002	9.25	0.005	0.413	0.375	0.03	0.5	STD375-8500-375-J1S
	–0.003	9.5	0.007	0.55	0.5	0.03	0.625	STD500-8500-500-J1S
	–0.003	9.75	0.009	0.688	0.625	0.045	0.875	STD625-8500-625-J1S
	–0.003	10	0.011	0.825	0.75	0.045	1	STD750-8500-750-J1S
8.625	–0.002	9.375	0.005	0.413	0.375	0.03	0.5	STD375-8625-375-J1S
8.75	–0.002	9.25	0.003	0.275	0.25	0.02	0.312	STD250-8750-250-J1S
	–0.002	9.5	0.005	0.413	0.375	0.03	0.5	STD375-8750-375-J1S
	–0.003	9.75	0.007	0.55	0.5	0.03	0.625	STD500-8750-500-J1S
	–0.003	10	0.009	0.688	0.625	0.045	0.875	STD625-8750-625-J1S
8.875	–0.002	9.499	0.004	0.343	0.312	0.02	0.312	STD312-8875-312-J1S
9	–0.002	9.5	0.003	0.275	0.25	0.02	0.312	STD250-9000-250-J1S
	–0.002	9.75	0.005	0.413	0.375	0.03	0.5	STD375-9000-375-J1S
	–0.003	10	0.007	0.55	0.5	0.03	0.625	STD500-9000-500-J1S
	–0.003	10.25	0.009	0.688	0.625	0.045	0.875	STD625-9000-625-J1S
	–0.003	10.5	0.011	0.825	0.75	0.045	1	STD750-9000-750-J1S
9.25	–0.002	9.75	0.003	0.275	0.25	0.02	0.312	STD250-9250-250-J1S
	–0.003	10.5	0.009	0.688	0.625	0.045	0.875	STD625-9250-625-J1S
9.312	–0.002	9.998	0.004	0.377	0.343	0.02	0.312	STD343-9312-343-J1S
9.5	–0.002	10	0.003	0.275	0.25	0.02	0.312	STD250-9500-250-J1S
	–0.002	10.25	0.005	0.413	0.375	0.03	0.5	STD375-9500-375-J1S
	–0.003	10.5	0.007	0.55	0.5	0.03	0.625	STD500-9500-500-J1S
	–0.003	10.75	0.009	0.688	0.625	0.045	0.875	STD625-9500-625-J1S
	–0.003	11	0.011	0.825	0.75	0.045	1	STD750-9500-750-J1S
9.75	–0.002	10.25	0.003	0.275	0.25	0.02	0.312	STD250-9750-250-J1S
	–0.002	10.5	0.005	0.413	0.375	0.03	0.5	STD375-9750-375-J1S
	–0.003	10.75	0.007	0.55	0.5	0.03	0.625	STD500-9750-500-J1S
	–0.003	11	0.009	0.688	0.625	0.045	0.875	STD625-9750-625-J1S

Dimensions								Designation
d	Tolerance	D	Tolerance	L +0.01	S	R max.	C min.	
in.								-
9.875	-0.002	10.625	0.005	0.413	0.375	0.03	0.5	STD375-9875-375-J1S
10	-0.002	10.5	0.003	0.275	0.25	0.02	0.312	STD250-10000-250-J1S
	-0.002	10.75	0.005	0.413	0.375	0.03	0.5	STD375-10000-375-J1S
	-0.003	11	0.007	0.55	0.5	0.03	0.625	STD500-10000-500-J1S
	-0.003	11.25	0.009	0.688	0.625	0.045	0.875	STD625-10000-625-J1S
	-0.003	11.5	0.011	0.825	0.75	0.045	1	STD750-10000-750-J1S
10.25	-0.002	10.75	0.003	0.275	0.25	0.02	0.312	STD250-10250-250-J1S
	-0.002	11	0.005	0.413	0.375	0.03	0.5	STD375-10250-375-J1S
	-0.003	11.5	0.009	0.688	0.625	0.045	0.875	STD625-10250-625-J1S
10.5	-0.002	11	0.003	0.275	0.25	0.02	0.312	STD250-10500-250-J1S
	-0.002	11.25	0.005	0.413	0.375	0.03	0.5	STD375-10500-375-J1S
	-0.003	11.5	0.007	0.55	0.5	0.03	0.625	STD500-10500-500-J1S
	-0.003	12	0.011	0.825	0.75	0.045	1	STD750-10500-750-J1S
10.75	-0.002	11.25	0.003	0.275	0.25	0.02	0.312	STD250-10750-250-J1S
	-0.002	11.5	0.005	0.413	0.375	0.03	0.5	STD375-10750-375-J1S
	-0.003	11.75	0.007	0.55	0.5	0.03	0.625	STD500-10750-500-J1S
	-0.003	12	0.009	0.688	0.625	0.045	0.875	STD625-10750-625-J1S
11	-0.002	11.75	0.005	0.413	0.375	0.03	0.5	STD375-11000-375-J1S
	-0.003	12	0.007	0.55	0.5	0.03	0.625	STD500-11000-500-J1S
	-0.003	12.25	0.009	0.688	0.625	0.045	0.875	STD625-11000-625-J1S
	-0.003	12.5	0.011	0.825	0.75	0.045	1	STD750-11000-750-J1S
11.25	-0.002	11.75	0.003	0.275	0.25	0.02	0.312	STD250-11250-250-J1S
	-0.002	12	0.005	0.413	0.375	0.03	0.5	STD375-11250-375-J1S
	-0.003	12.25	0.007	0.55	0.5	0.03	0.625	STD500-11250-500-J1S
11.5	-0.002	12	0.003	0.275	0.25	0.02	0.312	STD250-11500-250-J1S
	-0.003	12.5	0.007	0.55	0.5	0.03	0.625	STD500-11500-500-J1S
11.75	-0.002	12.25	0.003	0.275	0.25	0.02	0.312	STD250-11750-250-J1S
	-0.002	12.5	0.005	0.413	0.375	0.03	0.5	STD375-11750-375-J1S
	-0.003	13	0.009	0.688	0.625	0.045	0.875	STD625-11750-625-J1S
12	-0.002	12.5	0.003	0.275	0.25	0.02	0.312	STD250-12000-250-J1S
	-0.002	12.75	0.005	0.413	0.375	0.03	0.5	STD375-12000-375-J1S
	-0.003	13	0.007	0.55	0.5	0.03	0.625	STD500-12000-500-J1S
	-0.003	13.25	0.009	0.688	0.625	0.045	0.875	STD625-12000-625-J1S
12.25	-0.002	13	0.005	0.413	0.375	0.03	0.5	STD375-12250-375-J1S
12.5	-0.002	13	0.003	0.275	0.25	0.02	0.312	STD250-12500-250-J1S
	-0.003	13.5	0.007	0.55	0.5	0.03	0.625	STD500-12500-500-J1S
	-0.003	14	0.011	0.825	0.75	0.045	1	STD750-12500-750-J1S
12.75	-0.002	13.5	0.005	0.413	0.375	0.03	0.5	STD375-12750-375-J1S
	-0.003	14	0.009	0.688	0.625	0.045	0.875	STD625-12750-625-J1S
13	-0.002	13.75	0.005	0.413	0.375	0.03	0.5	STD375-13000-375-J1S
	-0.003	14	0.007	0.55	0.5	0.03	0.625	STD500-13000-500-J1S
	-0.003	14.25	0.009	0.688	0.625	0.045	0.875	STD625-13000-625-J1S
	-0.003	14.5	0.011	0.825	0.75	0.045	1	STD750-13000-750-J1S
13.25	-0.002	14	0.005	0.413	0.375	0.03	0.5	STD375-13250-375-J1S
	-0.003	14.25	0.007	0.55	0.5	0.03	0.625	STD500-13250-500-J1S
13.375	-0.002	14.125	0.005	0.413	0.375	0.03	0.5	STD375-13375-375-J1S
13.5	-0.002	14	0.003	0.275	0.25	0.02	0.312	STD250-13500-250-J1S
	-0.003	14.5	0.007	0.55	0.5	0.03	0.625	STD500-13500-500-J1S
	-0.003	15	0.011	0.825	0.75	0.045	1	STD750-13500-750-J1S
13.75	-0.002	14.5	0.005	0.413	0.375	0.03	0.5	STD375-13750-375-J1S

STD profile rod seals, inch sizes

d 14 – 45 in.



Maximum extrusion gap e

Radial depth S	e _{max} at 60 °C (140 °F) for pressures		
	2 300 psi	3 600 psi	5 800 psi
in.	in.		
0.125	0.008	0.004	–
0.156 to 0.187	0.014	0.008	–
0.218 to 0.25	0.018	0.01	0.004
0.281 to 0.437	0.02	0.012	0.006
0.5 to 0.562	0.024	0.012	0.008
0.625 to 0.75	0.024	0.012	0.008

Dimensions

Designation

d	Tolerance	D	Tolerance	L +0.01	S	R max.	C min.	Designation
in.								–
14	–0.002	14.75	0.005	0.413	0.375	0.03	0.5	STD375-14000-375-J1S
	–0.003	15	0.007	0.55	0.5	0.03	0.625	STD500-14000-500-J1S
	–0.003	15.5	0.011	0.825	0.75	0.045	1	STD750-14000-750-J1S
14.25	–0.002	14.75	0.003	0.275	0.25	0.02	0.312	STD250-14250-250-J1S
14.375	–0.002	14.999	0.004	0.343	0.312	0.02	0.312	STD312-14375-312-J1S
14.5	–0.003	16	0.011	0.825	0.75	0.045	1	STD750-14500-750-J1S
15	–0.002	15.75	0.005	0.413	0.375	0.03	0.5	STD375-15000-375-J1S
	–0.003	16	0.007	0.55	0.5	0.03	0.625	STD500-15000-500-J1S
15.5	–0.002	16.25	0.005	0.413	0.375	0.03	0.5	STD375-15500-375-J1S
	–0.003	16.5	0.007	0.55	0.5	0.03	0.625	STD500-15500-500-J1S
16	–0.003	17	0.007	0.55	0.5	0.03	0.625	STD500-16000-500-J1S
	–0.003	17.5	0.011	0.825	0.75	0.045	1	STD750-16000-750-J1S
16.5	–0.003	17.5	0.007	0.55	0.5	0.03	0.625	STD500-16500-500-J1S
	–0.003	18	0.011	0.825	0.75	0.045	1	STD750-16500-750-J1S
16.75	–0.002	17.25	0.003	0.275	0.25	0.02	0.312	STD250-16750-250-J1S
16.875	–0.002	17.625	0.005	0.413	0.375	0.03	0.5	STD375-16875-375-J1S
17	–0.003	18	0.007	0.55	0.5	0.03	0.625	STD500-17000-500-J1S
17.25	–0.002	18	0.005	0.413	0.375	0.03	0.5	STD375-17250-375-J1S
	–0.003	18.5	0.009	0.688	0.625	0.045	0.875	STD625-17250-625-J1S
18	–0.003	19	0.007	0.55	0.5	0.03	0.625	STD500-18000-500-J1S
	–0.003	19.5	0.011	0.825	0.75	0.045	1	STD750-18000-750-J1S
18.375	–0.002	18.875	0.003	0.275	0.25	0.02	0.312	STD250-18375-250-J1S
19.5	–0.002	20.25	0.005	0.413	0.375	0.03	0.5	STD375-19500-375-J1S
20	–0.003	21	0.007	0.55	0.5	0.03	0.625	STD500-20000-500-J1S
20.5	–0.003	22	0.011	0.825	0.75	0.045	1	STD750-20500-750-J1S

Dimensions d	Tolerance	D	Tolerance	L +0.01	S	R max.	C min.	Designation
20.75	-0.002	21.25	0.003	0.275	0.25	0.02	0.312	STD250-20750-250-J1S
21	-0.003	22	0.007	0.55	0.5	0.03	0.625	STD500-21000-500-J1S
22	-0.003	23	0.007	0.55	0.5	0.03	0.625	STD500-22000-500-J1S
23	-0.002	23.5	0.003	0.275	0.25	0.02	0.312	STD250-23000-250-J1S
23.5	-0.003	24.5	0.007	0.55	0.5	0.03	0.625	STD500-23500-500-J1S
24	-0.003	25.25	0.009	0.688	0.625	0.045	0.875	STD625-24000-625-J1S
24.75	-0.003	26	0.009	0.688	0.625	0.045	0.875	STD625-24750-625-J1S
25	-0.003	26	0.007	0.55	0.5	0.03	0.625	STD500-25000-500-J1S
26.5	-0.003	27.5	0.007	0.55	0.5	0.03	0.625	STD500-26500-500-J1S
27	-0.003	28	0.007	0.55	0.5	0.03	0.625	STD500-27000-500-J1S
27.5	-0.003	28.5	0.007	0.55	0.5	0.03	0.625	STD500-27500-500-J1S
28.5	-0.003	29.5	0.007	0.55	0.5	0.03	0.625	STD500-28500-500-J1S
31	-0.003	32	0.007	0.55	0.5	0.03	0.625	STD500-31000-500-J1S
32	-0.003	33	0.007	0.55	0.5	0.03	0.625	STD500-32000-500-J1S
34.25	-0.003	35.75	0.011	0.825	0.75	0.045	1	STD750-34250-750-J1S
35.75	-0.003	36.75	0.007	0.55	0.5	0.03	0.625	STD500-35750-500-J1S
36	-0.003	37	0.007	0.55	0.5	0.03	0.625	STD500-36000-500-J1S
	-0.003	37.5	0.011	0.825	0.75	0.045	1	STD750-36000-750-J1S
36.75	-0.003	37.75	0.007	0.55	0.5	0.03	0.625	STD500-36750-500-J1S
37	-0.003	38	0.007	0.55	0.5	0.03	0.625	STD500-37000-500-J1S
38	-0.003	39	0.007	0.55	0.5	0.03	0.625	STD500-38000-500-J1S
39	-0.003	40	0.007	0.55	0.5	0.03	0.625	STD500-39000-500-J1S
40	-0.003	41	0.007	0.55	0.5	0.03	0.625	STD500-40000-500-J1S
40.25	-0.003	41.25	0.007	0.55	0.5	0.03	0.625	STD500-40250-500-J1S
41	-0.003	42	0.007	0.55	0.5	0.03	0.625	STD500-41000-500-J1S
42	-0.003	43	0.007	0.55	0.5	0.03	0.625	STD500-42000-500-J1S
42.75	-0.003	43.75	0.007	0.55	0.5	0.03	0.625	STD500-42750-500-J1S
43	-0.003	44	0.007	0.55	0.5	0.03	0.625	STD500-43000-500-J1S
44.5	-0.003	45.5	0.007	0.55	0.5	0.03	0.625	STD500-44500-500-J1S
45	-0.003	46	0.007	0.55	0.5	0.03	0.625	STD500-45000-500-J1S

Other sizes are available on request



Seal & Design
Corporate Headquarters
 Ph: (716)-759-3344
 Info@SealAndDesign.com
 www.SealAndDesign.com